


Planning for a Family Emergency

All families should plan for who will care for your children in an emergency. This packet includes information to help you make a plan with special advice for immigrant families.

General planning

- **Talk as a family**, about your emergency plan. Include your children. Decide who will take care of the children, where to keep important documents, who to call in an emergency.
- **Gather important documents**: collect important documents like birth certificates and passports. Keep them in a safe place where your family knows where to find them.
- **Know your rights**: Everyone in the U.S. has constitutional rights, learn how they can protect you. Find out your rights and go to a training.
- **Get immigration help**: if immigration is one of your main worries, try to get immigration advice. See a list of free Massachusetts legal services in this packet.



Child Care Plan

Plan for who will care for your children if you cannot. Talk to your children and the caregiver you choose, so everyone knows the plan and agrees to it. Some steps you can take are:

- **Fill out a caregiver information page for each child**: include important information about your child, like school information, medical information, allergies and medications, and other details that are important to your child's daily life. See the Child's Vital Information Sheet in this packet.
- **Update school contacts**: contact your child's school. Make sure they have the correct contact information for a few people you trust to pick your child up from school in case you cannot.

- Tell the school you want to “opt-out,” or not be included, in any directory information the school puts out. This helps protect your information.
- **You may want to choose someone to care for your child if you cannot:** You can choose from 2 different forms to give someone else the legal responsibility for your child. You do not have to go to court. Both forms are included in this packet.
 - **Caregiver authorization affidavit** gives the caregiver the power and responsibility to make decisions about your child’s education and medical care.
 - **Temporary agent authorization** allows the “agent,” or person you choose, to make any decisions a parent can make for your child for up to 60 days.
- **Register your child’s birth with your foreign consulate:** if either parent is not a U.S. citizen, you may want to register your child’s birth with your consulate. If your child wants to travel or move to your home country, it could be easier if their birth is already registered with the consulate.
- **Apply for passports for your child:** most governments require that both parents give permission for their child to get a passport. If you have sole legal custody you may not need the other parent’s permission.
- **Write a travel letter:** If your child needs to travel outside the U.S., they may need a notarized letter that gives them permission to travel with a trusted adult, or the other parent. You may want to contact an airline or your consulate to get exact instructions.

This packet has only general information. It is not legal advice. If you have questions about your situation, speak with an Immigration Specialist.

Who will take care of my child in an emergency?

Think about these questions when you pick a caregiver for your child:

1. Is the person at least 18 years old? Only an adult can be a caregiver
2. Is the person responsible?
3. Is the person able and willing to care for my child?
4. Does the person have any history with the Department of Children and Families (DCF)?
5. Does the person have any criminal history?

After you pick a caregiver, you need to decide the kind of legal arrangement you will have with them. You have options.

Informal option

You can always make an informal plan with your family and friends, but this may not be the best option because it does not give the caregiver legal rights. Your plan can include talking to the people you want to care for your child or writing down what you want to happen in an emergency. An informal plan is the easiest, but your child's school or doctor might not follow your plan and the caregiver may have to go to court to help your child.

Caregiver Affidavit Authorization

A caregiver affidavit authorization is a good option if your main concern is your child's education and health. Many schools and doctors are already familiar with these forms.

The affidavit says who you want to be the caregiver and that your child will live with them. It gives the caregiver the right to make decisions about your child's health care and education for up to **2 years**.

You do not give up any of your rights when you sign it. And you can end the authorization at any time.

The caregiver authorization affidavit only needs the signature of one parent.

You need 2 witnesses to sign the form with you. And you all must sign it in front of a notary.

The caregiver must also sign the affidavit. The caregiver will sign the form and use it whenever the child lives with him or her.

This packet includes a Caregiver Affidavit Authorization form you can use. This form is different from the form you can get from the court. There is space for you to add another caregiver if the one you picked is not available.

Caregiver Affidavit Authorizations are useful for any family.

Temporary Agent Authorizations are useful if the caregiver needs to make decisions about your child's finances or property.

Give the original form to the caregiver and keep a copy with your important documents.

You do not have to put all your children on one form. You can fill out a form for each child. Each child needs their own form if they have different caregivers.

Temporary Agent Authorization

The temporary agent authorization gives a caregiver more powers than the Caregiver Affidavit Authorization. A Temporary Agent Authorization gives a caregiver the power and responsibility to make more than healthcare and education decisions for your child. A Temporary Agent can also make decisions about your child's property and finances. The person you choose to be the Agent can have any power you do. **But** the Agent cannot give permission for your child to marry or be adopted.

The authorization says you give the agent the power to make decisions in your child's life for up to **60 days** after you are detained or unavailable. You have the right to end the authorization at any time. After 60 days, you can renew the authorization, but you must complete a new form.

If you know where the other parent is and they are able and willing to care for your child, both parents must sign the Temporary Agent Authorization. If the other parent can care for the child, you may not need to fill out this form.

You need 2 witnesses to sign the form with you. And you all must sign it in front of a notary.

The agent must also sign the authorization.

You can add a second person to the form, in case the person you picked to be Temporary Agent is not available.

This packet includes a Temporary Agent Authorization form you can use. This form is for families who are afraid that immigration enforcement may separate them from their child. If you need an authorization for a different reason, like you are having surgery and you will not be available for a few weeks, the form in this packet is not right for you.

Give the original form to the Agent and keep a copy with your important documents.

You do not have to put all your children on one form. You can fill out a form for each child. Each child needs their own form if they have different caregivers or parents.

Guardianship

A legal guardian has all the rights a parent has to make decisions for your child. Only a court can make someone a guardian, or end a guardianship. Someone that you choose to be a caregiver may need to become a legal guardian in the future if they need to take care of your child for a long time. If you plan for your child to live in the U.S. permanently, with the caregiver, you may want to prepare the guardianship paperwork so it can be filed if needed.

If someone becomes the legal guardian of your child, they have the right to make decisions about your child **instead** of you. If you want to end the guardianship, you will have to ask a judge to end it and the guardian can object. Think carefully before you decide to make someone you're your child's Guardian. You will be giving up your rights as a parent. You can find information about guardianship online (<http://www.mass.gov/courts/selfhelp/guardians/guardian-child.html>) or at the probate and family court closest to you.

Advice for Survivors of Domestic Violence

If you are a survivor of domestic violence the person who abused you may try to take your child. You may need to collect documents that show why your abuser should not get custody. The caregiver you choose may need to go to court if the person who abused you tries to get custody of your child. Talk to your domestic violence counselor if you have one or reach out to a domestic violence program for more information and for safety planning. You can find a list of domestic violence organization here – http://www.janedoe.org/who_we_are/members_list.

Know Your Rights and How to Find Legal Help

Every person in the United States has rights. If you are a citizen, or an immigrant, or if you are undocumented – you have rights. The constitution protects everyone. Some of your most important rights are the ones you have when you talk to anyone from law enforcement, including Immigration and Customs Enforcement (ICE).

What Are My Rights?

- You do not have to talk to an immigration officer (ICE) or answer their questions – you can tell them that you want to stay silent.
- You can ask to talk to a lawyer.
- You can ask if you are free to leave – if the officer says yes, calmly and slowly leave.
- You can refuse to sign anything before talking to a lawyer.
- You do not have to open your door for ICE if they do not have a “warrant.” A warrant is a court order, signed by a judge. If ICE knocks on your door:
 - Ask if they have a warrant, ask them to slide it under the door
 - Check if the information is correct – if your name and address are not correct on the warrant, you can ask them to leave.
 - Check if a judge actually signed the warrant – often ICE uses warrants that are signed by an ICE supervisor. This warrant, does not give ICE permission to come into your house.
- If you are arrested you have the right to call your family, a lawyer, and your consulate.

Red Cards

Red cards can help you tell an immigration officer that you are using your rights. Show the card to the officer or slide it under the door.

<p>Usted tiene derechos constitucionales.</p> <ul style="list-style-type: none">• NO ABRA LA PUERTA SI UN AGENTE DE SERVICIO DE INMIGRACION ESTA TOCANDO A LA PUERTA.• NO CONTESTE NINGUNA PREGUNTA DEL AGENTE DEL SERVICIO DE INMIGRACION SI EL TRATA DE HABLAR CON USTED. Usted tiene derecho a mantenerse callado. No tiene que dar su nombre al agente. Si está en el trabajo, pregunte al agente si está libre para salir y si el agente dice que sí, váyase. Usted tiene derecho de hablar con un abogado.• Entregue esta tarjeta al agente. No abra la puerta!	<p>I do not wish to speak with you, answer your questions, or sign or hand you any documents based on my 5th Amendment rights under the United States Constitution.</p> <p>I do not give you permission to enter my home based on my 4th Amendment rights under the United States Constitution unless you have a warrant, signed by a judge or magistrate with my name on it that you slide under the door. I do not give you permission to search any of my belongings based on my 4th Amendment rights.</p> <p>I choose to exercise my constitutional rights. <i>These cards are available to citizens and noncitizens alike.</i></p>
---	--

Things to Remember

- Stay calm

- Do not run away
- Do not answer questions
- Do not show fake documents
- Do not sign anything
- Carry your red card and use it
- Ask to speak to a lawyer
- Ask for an interpreter if you are detained or questioned

More Resources

For more information, look at these websites for know your rights material.

- National Immigrant Law Center: <https://www.nilc.org/get-involved/community-education-resources/know-your-rights/>
- American Civil Liberties Union: <https://www.aclu.org/know-your-rights>
- Immigrant Legal Resource Center: <https://www.ilrc.org/community-resources>
- Immigrant Defense Project:
<https://www.immigrantdefenseproject.org/category/resources-for-communities/>

Finding Legal Help

You may want to talk to an Immigration Specialist. They can help you figure out the best options for you. Be careful of immigration fraud and scams. Check with an organization you trust before you start any immigration process. See a list of free legal service providers.

Advice for Immigrant Families



Family Preparedness Document List

What's included in this packet?

This packet contains information to help your family prepare in case of an emergency, for example in case a parent is detained or deported.

- General Planning and Child Care Plan (2 pages)
 - Talks about how to make an emergency family plan, including how to make plans for childcare.
- Options for Child Care (2 pages)
 - Talks about different options for choosing a person to take care of your children when you can't.
- Know Your Rights and Legal Help (2 pages)
 - Talks about what your rights are with ICE and other law enforcement and where to find legal help.
- Forms
 - Important Document List: a guide of what important documents to collect (1 page)
 - Child's Vital Information: a form to list important information about your child(ren) for the caregiver (2 pages)
 - Caregiver Authorization Affidavit: a form to give someone the power to make decisions about healthcare and school for your child(ren), which can last up to 2 years (4 pages)
 - Temporary Agent Authorization: a form to give someone the power to make most decisions for your child(ren), which can last up to 60 days (4 pages)
 - Referral List: list of free immigration legal services in Massachusetts (2 pages)

Family Preparedness Planning

It is important for all families to make a plan about who will care for your children in case of an emergency. This packet includes information to help you make a plan and some additional advice for immigrant families.

General planning

- **Talk as a family**, including children, about what the emergency plan is – who will take care of the children, where important documents are kept, who should be called in case of emergency.
- **Prepare important documents:** keep important documents in a safe place where your family knows where to find them.
- **Know your rights:** attend a training or read materials about what your rights – everyone in the U.S. has constitutional rights, learn how they can protect you. (see materials below)
- **Get immigration help:** if immigration is one of your main worries, try to get immigration advice. (see attached list of free legal services in Massachusetts)



Child Care Plan

Make a plan about who will care for your children if you can't. Talk to your children and the caregiver, so that everyone knows what the plan is and agrees to it. These are some steps that you may want to take:

- Fill out a caregiver information page for each child: include all the important information about your child, such as school information, medical information, allergies and medications, and other details that are important to your child's daily life. (see attached form)

- Update school contacts: contact your child's school to make sure that they have the correct contact information for a few people that you trust to pick your child up from school in case you can't.
 - You should tell the school that you want to "opt-out," or not be included, in any directory information that the school puts out. This will help keep your information confidential and private.
- You may want to choose someone to care for your child if you can't. Here are two options for choosing a caregiver that do not require going to a court.
 - Caregiver authorization affidavit: this document authorizes the caregiver to make decisions about your child's education and medical care. (see attached form)
 - Temporary agent authorization: this document allows the "agent," or person you choose, to make any decisions that a parent can make for your child for up to 60 days. (see attached form)
- Apply for passports for children: most governments require that both parents give permission for a child to receive a passport unless you have full legal custody.
- Register children's birth with foreign consulate (if applicable): if either parent is a citizen of a country other than the U.S., you may want to register their births with your consulates – this could make things easier if your children want to travel or move to your home country
- Prepare a travel letter: If your child may need to travel outside the country, you may need to write a notarized letter that gives permission for your child to travel with a trusted adult, or the other parent. You may want to contact an airline or your consulate to get specific instructions.

This information is for educational purposes and does not constitute legal advice.

Options for child care: Who will take care of your child in an emergency?

This packet will talk about options that help you choose someone else to take care of your children where you do not need to go in front of a judge.

Who should be the caretaker?

Choose a responsible adult to be the caretaker of your children.

1. Is the person at least 18 years old? Only an adult can be a caretaker
2. Is the person responsible?
3. Is the person available and willing to care for your child(ren)?
4. Does the person have any history with the Department of Children and Families (DCF)?
5. Does the person have any criminal history?

Informal option

You can always choose to make an informal plan with your family and friends, but this may not be the best option because it does not give the caretaker legal rights. Your plan could include talking to the people who you want to care for your children or writing down what you want to happen in case of an emergency. An informal plan is the easiest, but your child's school or doctor might not follow your plan and the caregiver may have to go through a legal process to help your child.

Caregiver Affidavit Authorization

A caregiver affidavit authorization is a good option if your main concern is your child's education and health. The affidavit must be signed by you and two witnesses in front of a notary. The caregiver will also have to sign the affidavit. The affidavit says who you want to be the caregiver. It gives that person the right to make decisions about your child's health and education for up to two years, but not other kinds of decisions. The affidavit says that the child will live with the caregiver. It does not take away any rights you have and you can end the authorization at any time. The caregiver authorization affidavit only needs the signature of one parent.

Attached are some sample forms that you can use to fill out a caregiver affidavit authorization.

These forms are different from the sample forms that the court has. There is space for you to add an alternate caregiver in case the one you picked is not available. The caregiver will sign the form and use it whenever the child lives with him or her. Many schools and doctors are already familiar with these forms. You should give the original form to the caretaker and keep a copy with your important documents. You might want to have more than one original so the caretaker can give an original to the school and your child's doctor, dentist, therapist or other healthcare provider.

Temporary Agent Authorization

A temporary agent authorization is another option for choosing someone to

*Caregiver affidavits
are recommended for
everyone.
You can also fill out a
temporary agent
authorization if you
need it.*

be a caregiver for your child. The temporary agent authorization gives more powers than the caregiver affidavit authorization, such as healthcare, education, property or finances of the child. The agent, or person you choose, can have any power that a parent does, except they cannot give permission for your child to be married or adopted. The temporary agent authorization must be signed by you and two witnesses in front of a notary. The agent will also have to sign the authorization. The authorization says that you want the agent to have the power to make any decisions in your child's life for up to 60 days after signing. You have the right to end the authorization at any time. The temporary agent authorization needs to be signed by both parents *if* you know where the other parent is and the other parent is able and willing to care for your child. If the other parent can care for the child, you may not need to fill out these forms. After the 60 days, you could complete the form again to renew the authorization.

Attached are some sample forms that you can use to fill out a temporary agent authorization. These forms have been created for families that fear that a parent might not be available, because of immigration enforcement. The authorization will only start when a parent is unavailable or has been detained. If you need an authorization for a different reason, like you are having a surgery and won't be available for a few weeks, this might not be the right form for you. The form also gives the option of adding another person in case the person you picked is not available. You should give the original to the agent and keep a copy with your important documents.

Guardianship

A legal guardian has all the rights of a parent to make decisions for your child. Only a court can make someone a guardian, or end a guardianship. Someone that you choose to be a caregiver may need to become a legal guardian in the future if they need to take care of your child for a long time. If you plan for your children to live permanently in the U.S. with the caretaker, you may want to prepare the guardianship paperwork so it can be filed if needed.

If someone becomes the legal guardian of your child, they have the right to make decisions about your child *instead* of you. If you want to end the guardianship, you will have to ask a judge to end it and the guardian can object. You should think carefully before taking this step because it takes away your rights as a parent. You can find information about guardianship online (<http://www.mass.gov/courts/selfhelp/guardians/guardian-child.html>) or at the probate and family court closest to you.

Advice for Survivors of Domestic Violence

If you are a survivor of domestic violence, you may need to take extra steps if you are worried about your abuser getting custody of your child(ren). You may need to collect documents that show why your abuser should not get custody. The caregiver that you choose may need to go through a court process if your abuser tries to get custody of your child(ren). Talk to your domestic violence counselor if you have one or reach out to a domestic violence program for more information and for safety planning. You can find a list of domestic violence organization here – http://www.janedoe.org/who_we_are/members_list.

Know Your Rights and How to Find Legal Help

It is important to know that every person in the United States has rights. If you are a citizen, or an immigrant, or if you are undocumented – you have rights. The constitution protects everyone. Some of your most important rights are the ones you have when talking to anyone from law enforcement, which includes Immigration and Customs Enforcement (ICE).

What Are My Rights?

- You do not have to talk to an immigration officer (ICE) or answer their questions – you can tell them that you want to stay silent
- You can ask to talk to a lawyer
- You can ask if you are free to leave – if the officer says yes, calmly and slowly leave
- You do not have to sign anything before talking to a lawyer
- You do not have to open your door for ICE if they do not have a “warrant,” which is a court document, signed by a judge
 - Ask if they have a warrant, ask them to slide it under the door
 - Check if the information is correct – if the name and address are not correct, you can ask them to leave
 - Check if the warrant is signed by a judge – a lot of times ICE uses warrants that are signed by an ICE officer – a warrant signed by an ICE officer, but not by a judge, does not give ICE permission to come into your house
- If you are arrested you have the right to call your consulate and to call your family or a lawyer

Red Cards

Red cards can help you to tell an immigration officer that you are using your rights. You can show the card to an officer or slide it under the door.

<p>Usted tiene derechos constitucionales.</p> <ul style="list-style-type: none">• NO ABRA LA PUERTA SI UN AGENTE DE SERVICIO DE INMIGRACION ESTA TOCANDO A LA PUERTA• NO CONTESTE NINGUNA PREGUNTA DEL AGENTE DEL SERVICIO DE INMIGRACION SI EL TRATA DE HABLAR CON USTED. Usted tiene derecho a mantenerse callado. No tiene que dar su nombre al agente. Si está en el trabajo, pregunte al agente si está libre para salir y si el agente dice que sí, váyase. Usted tiene derecho de hablar con un abogado.• Entregue esta tarjeta al agente. No abra la puerta!	<p>I do not wish to speak with you, answer your questions, or sign or hand you any documents based on my 5th Amendment rights under the United States Constitution.</p> <p>I do not give you permission to enter my home based on my 4th Amendment rights under the United States Constitution unless you have a warrant, signed by a judge or magistrate with my name on it that you slide under the door. I do not give you permission to search any of my belongings based on my 4th Amendment rights.</p> <p>I choose to exercise my constitutional rights. <i>These cards are available to citizens and noncitizens alike.</i></p>
--	--

Things to Remember

- Stay calm
- Do not run away
- Do not answer questions
- Do not show fake documents
- Do not sign documents
- Carry your red card and use it
- Ask to speak to a lawyer

More Resources

For more information, look at these websites for know your rights material.

- National Immigrant Law Center: <https://www.nilc.org/get-involved/community-education-resources/know-your-rights/>
- American Civil Liberties Union: <https://www.aclu.org/know-your-rights>
- Immigrant Legal Resource Center: <https://www.ilrc.org/community-resources>
- Immigrant Defense Project: <https://www.immigrantdefenseproject.org/category/resources-for-communities/>

Finding Legal Help

You may want to talk to an immigration attorney to see if there are any options for you. Be careful of immigration fraud and scams. Check with an organization you trust before starting an immigration process. (see list of free legal service providers)

Important Documents

Make a file of important documents or copies of important documents. Make sure you, your family, and your caregiver know where to find these documents in case of an emergency.

These are examples of documents (or copies) that you may want to get together:

- ☐ Passports
- ☐ Birth Certificates
- ☐ Marriage License
- ☐ Insurance documents
- ☐ Any family court documents, like guardianship or custody paperwork
- ☐ Any immigration documents (work permit, green card, visa, etc.), especially documents that have your "A" number
- ☐ Driver's License and/or Other Identification Cards
- ☐ Social Security Card or ITIN number
- ☐ Registry of birth for children
- ☐ Children's vital information page
- ☐ Emergency Contact Information
- ☐ Caregiver's Authorization Affidavit
- ☐ Temporary Agent Authorization
- ☐ Any other documents that you think are important

Child's Vital Information

This document has important information about your child. It should be given to the person who will take care of your child, or kept with your important documents. You should fill one out for each child.

Child's name	
Date of Birth	
School name and address	
Teacher's name	
Afterschool activities/program information	
Doctor's name	
Doctor's phone number	
Medications	
Allergies	
Medical conditions	
Health insurance	

Family and Emergency Contacts	
Parent 1's Information	Name: Phone Number(s): Address:
Parent 2's Information	Name: Phone Number(s): Address:
Other emergency contact: _____	Name: Phone Number(s): Address: Relationship to child (grandfather, aunt, family friend):
Other emergency contact: _____	Name: Phone Number(s): Address: Relationship to child (grandfather, aunt, family friend):

**Other emergency
contact:**

Name:

Phone Number(s):

Address:

Relationship to child (grandfather, aunt, family friend):

**Any additional
information or notes
for the caregiver:**

CAREGIVER AUTHORIZATION AFFIDAVIT

Massachusetts General Laws Chapter 201F

1. AUTHORIZING PARTY (Parent/Guardian)

I, _____, residing at _____

am the ☐ parent ☐ legal guardian ☐ legal custodian of the minor child(ren) listed below.

I do hereby authorize _____, residing at _____
_____ to exercise concurrently the rights
and responsibilities, except those prohibited below, that I possess relative to the education and
health care of the minor children whose names and dates of birth are:

name _____ date of birth _____

name _____ date of birth _____

name _____ date of birth _____

name _____ date of birth _____

The caregiver may NOT do the following: (If there are any specific acts you do not want the caregiver to perform, please state those acts here.)

In the event that the above-named individual is unavailable or unwilling to serve as the caregiver, I hereby appoint _____, residing at _____, as the alternate caregiver.

The following statements are true: (*Please read*)

- There are no court orders in effect that would prohibit me from exercising or conferring the rights and responsibilities that I wish to confer upon the caregiver. (*If you are the legal guardian or custodian, attach the court order appointing you.*)
- I am not using this affidavit to circumvent any state or federal law, for the purposes of attendance at a particular school, or to re-confer rights to a caregiver from whom those rights have been removed by a court of law.
- I confer these rights and responsibilities freely and knowingly in order to provide for the child(ren) and not as a result of pressure, threats or payments by any person or agency.
- I understand that, if the affidavit is amended or revoked, I must provide the amended affidavit or revocation to all parties to whom I have provided this affidavit.

Upon my unavailability, the named minor children will be deemed to be residing with the named caregiver.

This document shall remain in effect until _____ (*not more than two years from date of signing*) or until I notify the caregiver in writing that I have amended or revoked it.

I hereby affirm that the above statements are true, under pains and penalties of perjury.

Signature: _____

Printed name: _____

Telephone number: _____

2. WITNESSES TO AUTHORIZING PARTY SIGNATURE

(*To be signed by persons over the age of 18 who are not the designated caregiver*)

Witness #1 Signature

Witness #2 Signature

Printed Name

Printed Name

Phone Number

Phone Number

3. NOTARIZATION OF AUTHORIZING PARTY'S SIGNATURE

Commonwealth of Massachusetts

_____, SS

On this date, _____, before me, the undersigned notary public, personally appeared _____, proved to me through satisfactory evidence of identification, which was _____, to be the person whose name is signed on the preceding document, and swore under the pains and penalties of perjury that the foregoing statements are true.

Signature and seal of notary: _____

Printed name of notary: _____

My commission expires: _____

4. CAREGIVER ACKNOWLEDGMENT

I, _____, am at least 18 years of age and the above child(ren) will reside with me at _____. This document shall take effect when the child is residing with me. My attestation of the residence of the child shall be sufficient evidence of such.

I understand that I may, without obtaining further consent from a parent, legal custodian or legal guardian of the child(ren), exercise concurrent rights and responsibilities relative to the education and health care of the child(ren), except those rights and responsibilities prohibited above. However, I may not knowingly make a decision that conflicts with the decision of the child(ren)'s parent, legal guardian or legal custodian.

I understand that, if the affidavit is amended or revoked, I must provide the amended affidavit or revocation to all parties to whom I have provided this affidavit prior to further exercising any rights or responsibilities under the affidavit.

I hereby affirm that the above statements are true, under pains and penalties of perjury.

Signature of caregiver: _____

Printed name: _____

Telephone Number: _____

Date: _____

5. ALTERNATE CAREGIVER ACKNOWLEDGMENT (if applicable)

I, _____, am at least 18 years of age and the above child(ren) will reside with me at _____. This document shall take effect when the child is residing with me. My attestation of the residence of the child shall be sufficient evidence of such.

I understand that I may, without obtaining further consent from a parent, legal custodian or legal guardian of the child(ren), exercise concurrent rights and responsibilities relative to the education and health care of the child(ren), except those rights and responsibilities prohibited above. However, I may not knowingly make a decision that conflicts with the decision of the child(ren)'s parent, legal guardian or legal custodian.

I understand that, if the affidavit is amended or revoked, I must provide the amended affidavit or revocation to all parties to whom I have provided this affidavit prior to further exercising any rights or responsibilities under the affidavit.

I hereby affirm that the above statements are true, under pains and penalties of perjury.

Signature of caregiver: _____

Printed name: _____

Telephone Number: _____

Date: _____

Massachusetts General Laws Chapter 190B, § 5-103

1. AUTHORIZING PARTY (Parent/custodian/guardian)

I, _____, residing at _____,
am the ☐ parent ☐ legal guardian ☐ legal custodian of the minor child(ren) listed
below.

I do hereby appoint _____, residing at _____
 _____ as temporary agent to exercise any power
 regarding the care, custody, or property [except the power to consent to marriage or
 adoption and any additional acts prohibited below], that I possess relative to the minor
 child(ren) whose names and dates of birth are:

name	date of birth
------	---------------

name	date of birth
------	---------------

name	date of birth
------	---------------

name	date of birth
------	---------------

The agent may NOT do the following: *(If there are any specific acts you do not want the agent to perform, please state those acts here.)*

In the event that the above-named individual is unavailable or unwilling to serve as the agent, I hereby appoint _____, residing at _____, as the alternate agent.

The following statements are true: (*Please read*)

- There are no court orders in effect that would prohibit me from exercising or conferring the rights and responsibilities that I wish to confer upon the agent. *(If you are the guardian or custodian, please attach the court order appointing you.)*
- I confer these rights and responsibilities freely and knowingly in order to provide for the child(ren) and not as a result of pressure, threats, or payments by any person or agency.
- I understand that, if the affidavit is amended or revoked, I must provide the amended affidavit or revocation to all parties to whom I have provided the affidavit.

This document shall take effect only if and at such time as I am detained by any law enforcement agency, removed (deported) from the United States, or if my whereabouts is not known to my agent for a 48 hour period. Proof of my detention, deportation, or unavailability may be made by a copy of government document showing my detention or deportation, through the attestation of an attorney on my behalf, or through attestation of my agent.

This document shall remain in effect 60 days after it takes effect or until I notify the agent in writing that I have amended or revoked it.

I hereby affirm that the above statements are true, under pains and penalties of perjury.

Signature: _____

Date: _____

Printed Name: _____

Telephone number: _____

2. WITNESSES TO AUTHORIZING PARTY SIGNATURE

(To be signed by persons over the age of 18 who are not the designated agent.)

Witness #1 Signature

Witness #2 Signature

Printed name

Printed name

Address and telephone number

Address and telephone number

3. NOTARIZATION OF AUTHORIZING PARTY'S SIGNATURE

Commonwealth of Massachusetts

_____, ss

On this date, _____, before me, the undersigned notary public, personally appeared _____, proved to me through satisfactory evidence of identification, which was _____, to be the person whose name is signed on the preceding document, and swore under the pains and penalties of perjury that the foregoing statements are true.

Signature and seal of notary: _____

Printed name of notary: _____

My commission expires: _____

4. TEMPORARY AGENT ACKNOWLEDGMENT

I, _____, am at least 18 years of age.

I understand that I may, without obtaining further consent from a parent, legal custodian, or legal guardian of the child(ren), exercise power relative to the child(ren), except those powers prohibited above.

I understand that, if the affidavit is amended or revoked, I must provide the amended affidavit or revocation to all parties to whom I have provided this affidavit prior to further exercising any rights or responsibilities under the affidavit.

I hereby affirm that the above statements are true, under pains and penalties of perjury.

Signature: _____

Date: _____

Printed Name: _____

Telephone number: _____

5. ALTERNATE TEMPORARY AGENT ACKNOWLEDGMENT(if applicable)

I, _____, am at least 18 years of age.

I understand that I may, without obtaining further consent from a parent, legal custodian, or legal guardian of the child(ren), exercise power relative to the child(ren), except those powers prohibited above.

I understand that, if the affidavit is amended or revoked, I must provide the amended affidavit or revocation to all parties to whom I have provided this affidavit prior to further exercising any rights or responsibilities under the affidavit.

I hereby affirm that the above statements are true, under pains and penalties of perjury.

Signature: _____

Date: _____

Printed Name: _____

Telephone number: _____

6. NONAPPOINTING PARENT CONSENT (if applicable)

I, _____, residing at _____,
am the nonappointing parent of the child(ren). I consent to the designation of
_____ to be a temporary agent for my child(ren). I
understand that the temporary agent will have any power regarding the care, custody, or
property of the child(ren), [except as stated in Section 1].

Signature: _____

Date: _____

Printed Name: _____

Telephone number: _____

Immigration Services Referral List

For immigration assistance please contact the following providers

Para asistencia de inmigración, por favor comunicarse con los siguientes proveedores

Para assistência sobre imigração, favor contactar os seguintes provedores de serviços

BOSTON

Action for Boston Community Development, Inc.

21 Meridian St, East Boston MA 02128 // 617-567-8857
30 Bickford St, Jamaica Plain MA 02130 // 617-522-4250
714 Parker St, Roxbury MA 02120 // 617-445-6000

Agencia ALPHA

62 Northampton St, Ste 203, Boston MA 02118 // 617-522-6382

American Civil Liberties Union - MA

211 Congress Street, 3Fl Boston, MA 02110 // (617) 482-3170

Asian American Civic Association

87 Tyler St, 5th Floor, Boston MA 02111 // 617-426-9492

Asian Outreach Unit: Greater Boston Legal Services

197 Friend Street, Boston MA 02114 // 617-371-1234

Brazilian Women's Group

697 Cambridge St, Ste 106, Brighton MA 02135 // 617-202-5775

Brazilian Workers Center

14 Harvard Ave, Allston MA 02134 // 617-783-8001 ext 107

Catholic Charities of Boston

275 W. Broadway, South Boston MA 02127 // 617-464-8100

Council on American Islamic Relations – CAIR-MA

101 Arch St, 1950 Boston MA 02110 // 617-862-9159

Centro Presente

12 Bennington St, Ste 202, Boston MA 02128 // 857-256-2981

Dominican Development Center

42 Seaverns Ave, Jamaica Plain MA 02130 // 617-524-4029

East Boston Ecumenical Community Council

50 Meridian St, East Boston MA 02128 // 617-567-2750

Greater Boston Legal Services

197 Friend Street, Boston MA 02114 // 617- 371-1234

Haitian-American Public Health Initiatives

1603 Blue Hill Ave, Mattapan MA 02126 // 617-298-8076

Irish International Immigrant Center

100 Franklin St, LL 1, Boston MA 02110 // 617-542-7654

Immigrant Worker Center Collaborative

192 South St, Boston MA 02111 // 857-237-0984

Mayor's Office for Immigrant Advancement

Boston City Hall, Suite 806, Boston MA 02201 // 617-635-2980
(Consultations: 1st & 3rd Wednesday of the month, 12pm - 2pm)

Massachusetts Alliance of Portuguese Speakers

697 Cambridge St, Brighton MA 02135 // 617-787-0557
1 Stoughton St, Dorchester MA 02125 // 618-825-5897

MA Immigrant and Refugee Advocacy Coalition

105 Chauncy Street, Ste 901, Boston MA 02111 // 617-350-5480

Muslim Justice League

51 Melchor St., Boston MA 02110 // 585-750-9693

Political Asylum/Immigration Representation Project

98 N. Washington St, Boston MA 02114 // 617-742-9296

Project Citizenship (for Citizenship assistance only)

4 Faneuil S Market Bldg, Ste 4025, Boston 02109 // 617-694-5949

Student Immigrant Movement (SIM)

9A Hamilton Pl, Boston MA 02108 // info@simforus.com

Somali Development Center

205 Green St, Boston MA 02130 // 617-522-0700

The GLBT Domestic Violence Attorney Program

989 Comm Ave, Boston MA 02215 // 617-779-2130

Victim Rights Law Center

115 Broad St, Boston MA 02110 // 617-399-6720 ext 19

VACA: Vietnamese American Civic Association

42 Charles St, Boston MA 02122 // 617-288-7344

CHILDREN AND YOUTH ONLY

Children's Rights Law Center

298 Union Street, Lynn MA 01901 // 781-581-1977

KIND: Kids In Need of Defense

155 Seaport Blvd, Boston MA 02210 // 617-207-4138

CAMBRIDGE/SOMERVILLE

Community Legal Services and Counseling Center

1 West Street, Cambridge MA 02050 // 617-661-1010

CPCS Immigration Impact Unit (criminal matters)

21 McGrath Highway Somerville, MA 02143 // 617-482-6212

Massachusetts Alliance of Portuguese Speakers

1046 Cambridge St, Cambridge MA 02139 // 617-864-7600
92 Union Sq, Somerville MA 02143 // 617-764-2091

UNIVERSITY LEGAL SERVICES

Boston College Legal Services LAB

(Newton, Waltham, Watertown) // 617-522-0248

Boston University Immigrants' Rights Clinic
617-358-6272

**Harvard University Law School,
Immigration and Refugee Clinic**
6 Everett St, Cambridge MA 02138 // 617-384-8165

**Suffolk University Immigration Law Clinic
(Chelsea residents only)** // 617-573-8644

CHELSEA / EVERETT / MALDEN

Action for Boston Community Development, Inc.
18 Dartmouth Street, Malden MA 02148 // 781-321-3431

Chelsea Collaborative
318 Broadway, Chelsea MA 02150 // 617-889-6080

Freedom Hill Community Church
77 Kennedy Drive, Malden MA 02148 // 781-321-2121

HarborCOV
148 Shawmut St, Chelsea MA 02150 // 617-884-9799

LUMA Boston
198 Ferry St, Everett MA 02149 // 617-381-0015

LAWRENCE / LOWELL / LYNN

Bosnian Community Center for Resource Development, Inc.
20 Wheeler St, 4th Floor, Lynn MA 01902 // 781-593-0100

International Institute of New England, Lowell Office
15-17 Warren St, 2 Floor, Lowell MA 01852 // 978-459-9031

Lawrence Family Development & Education Fund, Inc.
34 West St, Lawrence MA 01841 // 978-689-9863

Northeast Justice Center
50 Island St, Ste 203B, Lawrence MA 01840 // 781-588-7730
181 Union St, Ste 201B, Lynn MA 01901 // 781-588-7730
79 Merrimack St, Ste 302, Lowell MA 01852 // 781-588-7730

Refugee and Immigrant Assistance Center, Inc.
20 Wheeler St, Ste 401, Lynn MA 01901 // 617-238-2430

FRAMINGHAM / WALTHAM

Jewish Family and Children's Service
1430 Main St, Waltham MA 02451 // 781-647-5327

Jewish Family Services of MetroWest
475 Franklin St, Framingham MA 01702 // 508-875-3100

MetroWest Legal Services
63 Fountain St, Framingham MA 01702 // 508-620-1830

MetroWest Workers Center
116 Concord St, Framingham MA 01702 // 508-532-0575

SOUTH SHORE/CAPE/ISLANDS

Catholic Social Services of Fall River
1600 Bay St, Fall River MA 02724 // 508-674-4681

Community Action Committee of Cape Cod & Islands
372 North Street, Hyannis, MA 02601 // 508-771-1727

Community Economic Development Center
1285 Acushnet Ave, New Bedford MA 02746 // 508-979-4684

Immigrant's Assistance Center, Inc.
58 Crapo St, New Bedford MA 02740 // 508-996-8113

Justice Center of Southeast Massachusetts
231 Main St, Ste 201, Brockton MA 02301 // 508-586-2110

**University of Massachusetts, School of Law at
Dartmouth, Immigration Law Clinic**
333 Faunce Corner Rd, N. Dartmouth 02747 // 508-985-1174

CENTRAL MASSACHUSETTS

African Community Education Program (ACE) 24
Chatham St, Worcester MA 01609 // 508-799-3653

Ascentria Care Alliance
11 Shattuck St, Worcester MA 01605 // 774-243-3100

Community Legal Aid/Central West Justice Center
405 Main St, 4th Floor, Worcester MA 01608 // 855-252-5342

Refugee and Immigrant Assistance Center
240 Main St, Ste 802, Worcester MA 01608 // 617-238-2430

WESTERN MASSACHUSETTS

ACLU Immigrant Protection Project of Western Mass
413-727-8515, <http://www.ippwma.com/>

Ascentria Care Alliance
593 Main St, West Springfield MA 01089 // 413-787-0725
593 Union St, West Springfield MA 01089 // 413-787-0725

Berkshire Immigrant Center
88 South St, Pittsfield MA 01201 // 413-445-4881

Catholic Charities, Springfield
65 Elliot Street, Springfield, MA // 413-452-0626

Center for New Americans
42 Gothic St, Northampton MA 01060 // 413-587-0084

Community Legal Aid/Central West Justice Center
One Monarch Place, Springfield MA 01144 // 855-252-5342

Irish International Immigrant Center

FREE LEGAL CLINICS 2017 FOR IMMIGRATION ASSISTANCE



IRISH INTERNATIONAL
IMMIGRANT CENTER

Please call in advance to confirm clinic is still being held: 617-542-7654.
Visit IIC online at www.iiicenter.org and www.facebook.com/IIICenter.
During consultations, attorneys are not able to review or complete any forms.
The clinics are held at five locations during the times listed below.

DO NOT arrive more than 30 minutes before the scheduled start time.
Early arrivals will NOT be given preference and may be denied a spot.

Four Locations

Dates and Times

DOWNTOWN BOSTON

Irish International Immigrant Center
One State Street
11th Floor
Boston, MA 02109

Tuesdays

February 21	May 16	September 5	December 5
March 7	June 6	September 19	December 19
March 21	June 20	October 3	
April 4	July 18	October 17	
April 18	August 1	November 7	
May 2	August 15	November 21	

Please bring an interpreter.

4:00 PM

Do not arrive before 3:30 PM

BRIGHTON

The Green Briar Pub
304 Washington Street
Brighton, MA 02135

Mondays

January 9	May 8	September 11
February 13	June 12	November 13
March 13	July 10	December 11
April 10	August 7	

Please bring an interpreter.

6:30 PM

Do not arrive before 6:00 PM

SOUTH BOSTON

South Boston Labouré Center
275 West Broadway
South Boston, MA 02127

Tuesdays

February 28	August 22
April 25	October 24
June 27	

Please bring an interpreter.

6:00 PM

Do not arrive before 5:30 PM

DORCHESTER

St. Mark's Parish School Hall
1725 Dorchester Avenue
Dorchester, MA 02124

Wednesdays

March 29	September 27
May 24	November 29
July 26	

Please bring an interpreter.

6:30 PM

Do not arrive before 6:00 PM

FREE CITIZENSHIP CLINICS

If you are interested in applying for U.S. citizenship, please come to our weekly walk-in **Citizenship Clinics**.

Irish International Immigrant Center
One State Street
8th Floor
Boston, MA 02109

Every Wednesday
10:00 AM - 1:00 PM

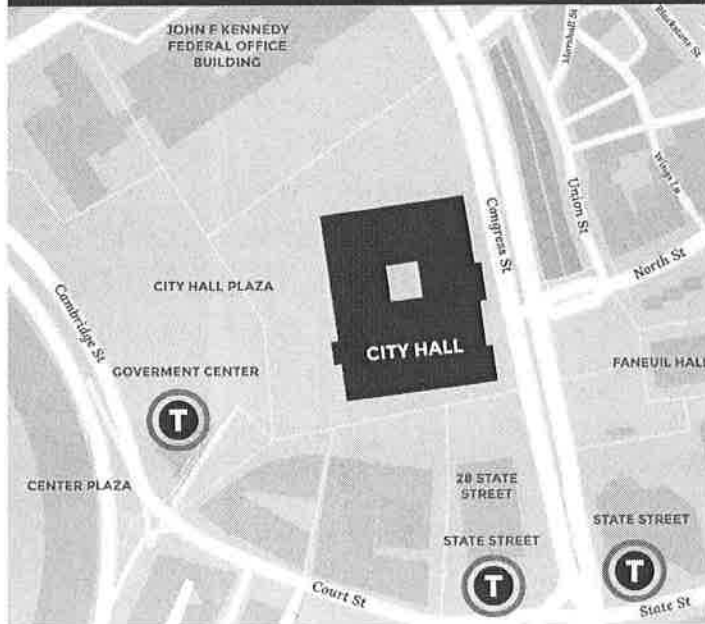
Please call to confirm clinic is being held:
617-542-7654.



Free Immigration Consultations with Volunteer Attorneys

2017 SCHEDULE

1 CITY HALL SQUARE, BOSTON, MA 02201



MBTA Stations:

Government Center: Blue and Green lines

State Street: Blue and Orange lines

**BOSTON CITY HALL ROOM
806**

12:00 NOON – 2:00 PM

**FIRST AND THIRD WEDNESDAYS OF
EVERY MONTH**

July 5th and 19th

August 9th and 23rd

September 6th and 20th

October 4th and 18th

November 1st and 15th

December 6th and 20th

- First-come, first-served (no appointments)
- Please call at least 1 week in advance for interpretations (other than Spanish) and/or disability accommodations
- Consultations are a maximum of 15 minutes

For more information, call (617) 635-2980

Facebook.com/BOSimmigrants

Twitter @BOSimmigrants

boston.gov/immigrants



**MAYOR'S OFFICE
FOR IMMIGRANT
ADVANCEMENT**

Martin J. Walsh, Mayor of Boston



Konsiltasyon Imigrasyon Gratis avèk Avoka Volontè

KALENDRYE SESYON 2017



Estasyon MBTA:

Government Center: Blue and Green lines

State Street: Blue and Orange lines

**BOSTON CITY HALL, CHANM
806**

12:00PM (MIDI) – 2:00 PM

CHAK 1ER AK 3IEM MEKREDI NAN CHAK MWA

5 ak 19 Jiyè

9 ak 23 Out

6 ak 20 Septanm

4 ak 18 Oktob

1 ak 15 Novanm

6 ak 20 Desanm

- Mache bonè paske se moun ki rive avan yo n'ap sèvi an premye (Ou pa bezwen mete randevou).
- Tanpri rele nou yon semèn davans si ou bezwen entèprèt (Ou pa bezwen rele pou lang Panyòl) plis gen akomodasyon pou endikap yo.
- Konsiltasyon yo dire 15 minit maximòm

Pou plis enfòmasyon, rele (617) 635-2980

Facebook.com/BOSimmigrants

Twitter @BOSimmigrants

boston.gov/immigrants



**MAYOR'S OFFICE
FOR IMMIGRANT
ADVANCEMENT**

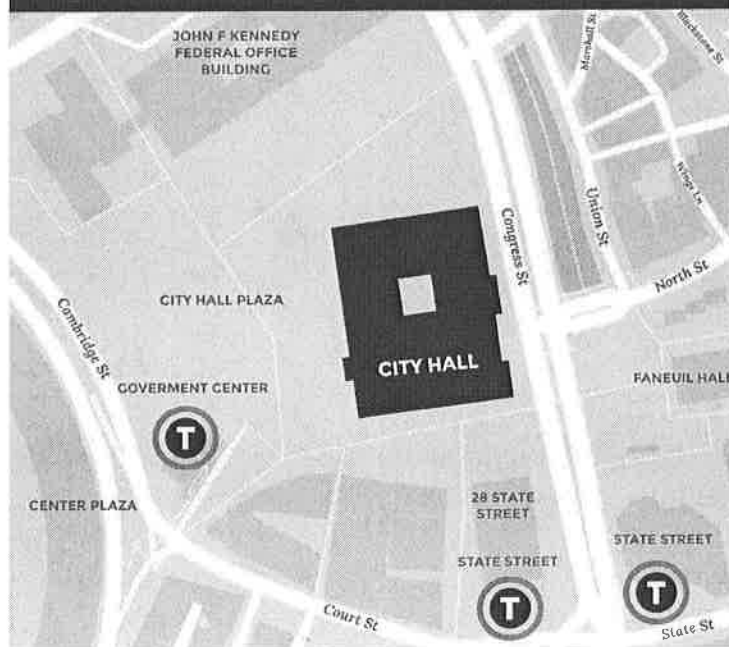
Martin J. Walsh, Mayor of Boston



Consultas de Inmigración Gratis con Abogados Voluntarios

CALENDARIO 2017

1 CITY HALL SQUARE, BOSTON, MA 02201



Estaciones de MBTA:

Government Center: Blue and Green lines

State Street: Blue and Orange lines

**BOSTON CITY HALL
OFICINA #806, 8º PISO
12:00 MEDIODIA – 2:00 PM
PRIMERO Y TERCER
MIÉRCOLES DE CADA MES**

5 y 19 de Julio

9 y 23 de Agosto

6 y 20 de Septiembre

4 y 18 de Octubre

1 y 15 de Noviembre

6 y 20 de Diciembre

- No necesita hacer una cita previa, atendemos por orden de llegada
- Las consultas duran un máximo de 15 minutos
- Por favor llame a nuestra oficina por lo menos una semana antes en caso que necesite un intérprete o alguna acomodación especial por discapacidad.

Para más información, llama (617) 635-2980

Facebook.com/BOSimmigrants

Twitter @BOSimmigrants

boston.gov/immigrants



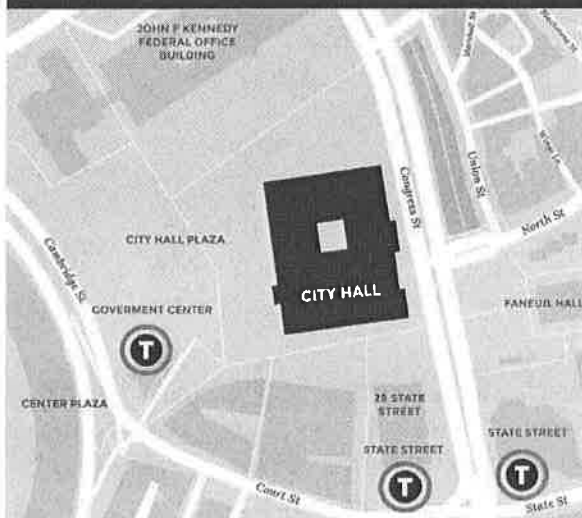
MAYOR'S OFFICE
FOR IMMIGRANT
ADVANCEMENT

Martin J. Walsh, Mayor of Boston



志愿移民律师为你提供免费移民咨询 2017年时间表

1 CITY HALL SQUARE, BOSTON, MA 02201



MBTA地铁站:

Government Center: Blue and Green lines

State Street: Blue and Orange lines

波士顿市政厅806室
中午12时-下午2时

七月5号和19号
八月9号和23号
九月6号和20号
十月4号和18号
十一月1号和15号
十二月6号和 20号

- 无需预约,先到先见
- 如需提供中文翻译或残疾特殊需求,请至少提前1周致电 (西 班牙语除外)
- 咨询时间最多为15分钟

有关详细信息, 请致电: (617) 635-2980

脸书/BOSimmigrants

推特@BOSimmigrants

网站:boston.gov/immigrants



**MAYOR'S OFFICE
FOR IMMIGRANT
ADVANCEMENT**

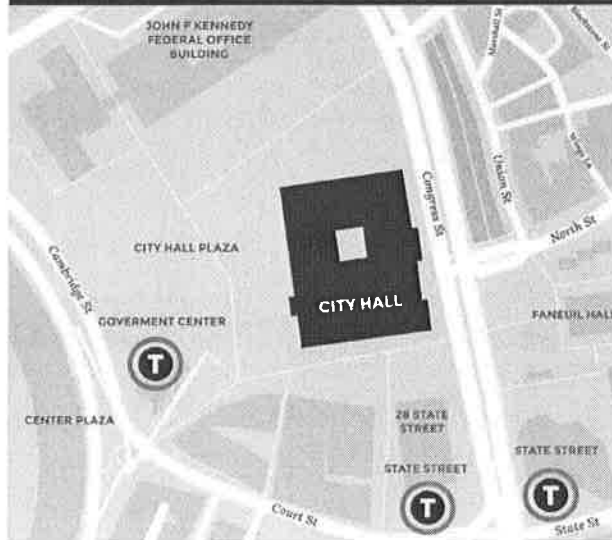
Martin J. Walsh, Mayor of Boston



Consultas de Graça Sobre Imigração Com Advogados Voluntários

CALENDÁRIO 2017

1 CITY HALL SQUARE, BOSTON, MA 02201



Estações de MBTA:

Government Center: Blue and Green lines

State Street: Blue and Orange lines

BOSTON CITY HALL ROOM 806

12:00 MEIO-DIA – 2:00 PM

PRIMEIRA E TERCEIRA QUARTA-FEIRA DE CADA MÊS

Julho 5 e 19

Agosto 9 e 23

Setembro 6 e 20

Outubro 4 e 18

Novembro 1 e 15

Dezembro 6 e 20

- Atendimento por ordem de chegada.
- Favor telefonar com antecedência de pelo menos uma semana para serviço de tradução de outra língua que não espanhol e/ou para acomodação razoável.
- As consultas são de 15 minutos no máximo.

Para mais informação, ligar para (617) 635-2980

Facebook.com/BOSimmigrants

Twitter @BOSimmigrants

boston.gov/immigrants



**MAYOR'S OFFICE
FOR IMMIGRANT
ADVANCEMENT**

MARTIN J. WALSH, Mayor of Boston